




NKG3 Series Time Switches

1. General

NKG3 time switch is mainly used in automatic control circuits with frequency of AC 50Hz/60Hz, rated control power supply voltage up to 240V and rated operating current up to 3A, for timed connection and disconnection of various equipment such as road lamps and advertising light boxes.

Standards:IEC/EN 60947-5-1.

2. Type designation



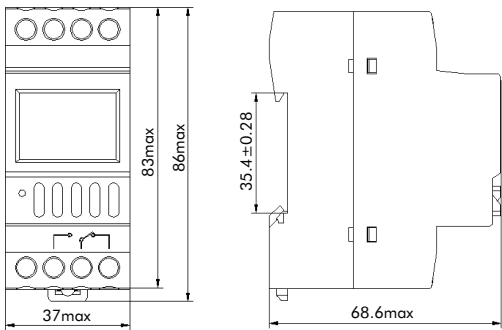
3. Technical data

Rated control supply voltage U_s ,frequency	AC220V,AC230V,AC240V,50Hz/60Hz
Allowable fluctuation range of rated control power supply voltage	85% U_s ~110% U_s
Operating method	Manual on,manual off,automatic on/off, latitude function;daylight saving time function
Number of programmable groups	16 groups
Time control range	1min~24h
Timing error	±2s/d
Contact number	1 group change-over
Contact capacity	U_e/I_e : AC-15 240V/3A,415V/1.9A; lth:16A
Electrical life /mechanical life(10,000 times)	10/100
Ambient temp	-5℃ ~ +40℃
Installation method	Guide rail type
Power inside	Built-in battery, no need for replacement



4. The drawing

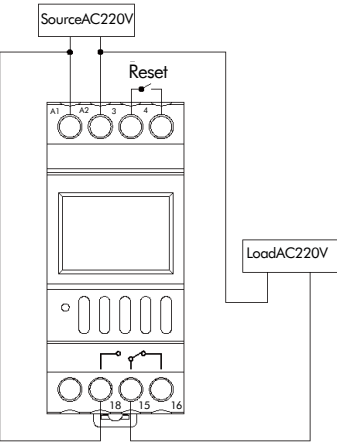
4.1 Overall and mounting dimension



4.2 Connection mode

4.2.1 Direct control mode

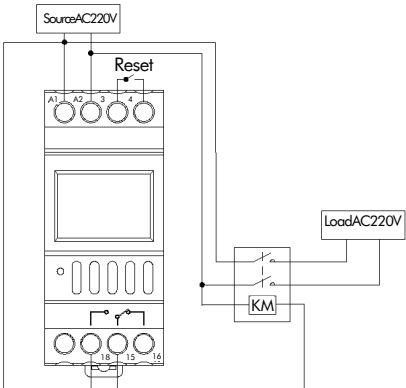
If the electrical apparatus under control is single-phase supplied and has an operational current not greater than the rated value of the switch, direct control mode can be used, as shown in Figure 1. For lamp loads with a large starting impulse current, AC contactor expansion control mode should be used.



4.2.2 Single expansion mode

If the electrical apparatus under control is single-phase supplied and has an operational current greater than the rated value of the switch, AC contactor expansion control mode should be used, as shown in Figure 2.

Figure 2 Connection diagram of single-phase expansion control (contactor coil: 220V)

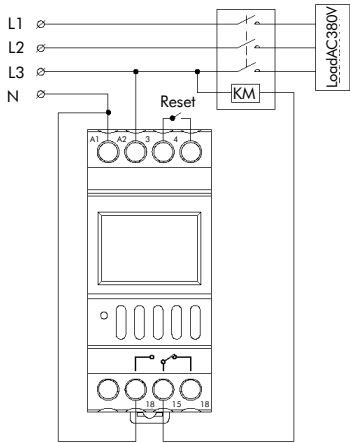


4.2.3 Three-phase operating mode

If the electrical apparatus under control is three-phase supplied, an external AC contactor is required.

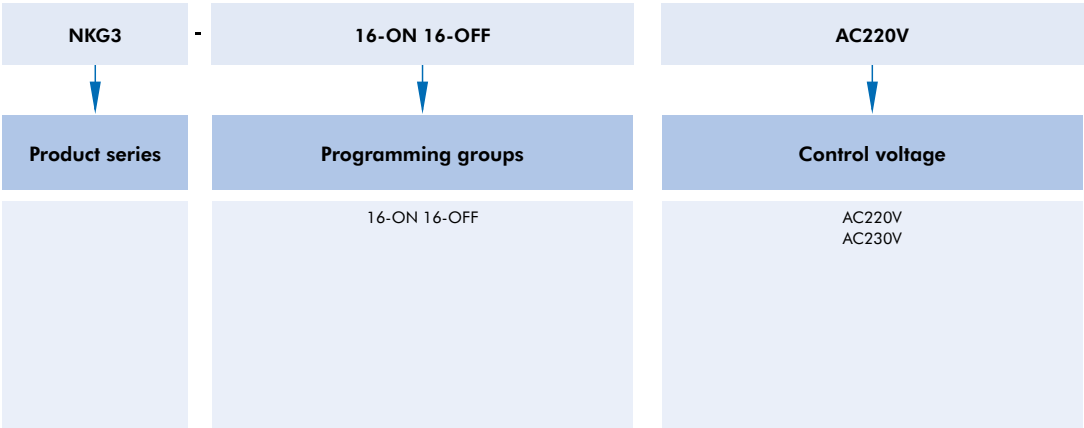
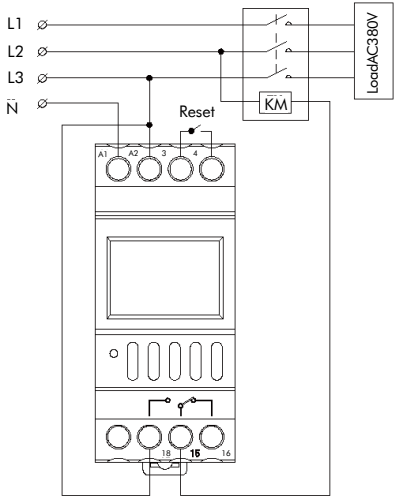
a. If the coil voltage of the control contactor is AC220V 50Hz, the connection mode shown in Figure 3 should be used.

Figure 3 Connection diagram of three-phase control (contactor coil: 220V)



b. If the coil voltage of the control contactor is AC380V 50Hz, the connection mode shown in Figure 4 should be used.

Figure 4 Connection diagram of three-phase control (contactor coil: 380V)



Control voltage	Contact ability	Minimum time interval	Description	Code
AC220V	240V/3A, lth:16A	16 groups	NKG3 16-ON 16-OFF AC220V	310024
AC230V	240V/3A, lth:16A	16 groups	NKG3 16-ON 16-OFF AC230V	310031