



AL-X3  
Alarm Contact

# User Instruction



**[www.npower.com.vn](http://www.npower.com.vn)**

Powered by **NAVITECH** | [www.navitech.co](http://www.navitech.co)

## **Safety Warning**

---

- ❶ This product is strictly prohibited from being installed in an environment where there are flammable or explosive gases or moisture or condensation. It is strictly prohibited to operate the product with wet hands.
- ❷ It is strictly prohibited to touch the conductive parts of the product when it is in operation.
- ❸ Be sure to de-energize the line when installing and repairing the product.
- ❹ The product must be wired and installed by qualified personnel and be checked regularly.
- ❺ It is strictly prohibited for children to play with the product or packaging materials.
- ❻ Prevent foreign objects from falling into the products.
- ❼ Do not install the product in places where gaseous media can corrode metals and damage insulation.
- ❽ When the product is installed and used, the wiring screws should be tightened, the wires should be not easy to loosen or pull out and should be selected in strict accordance with the requirements, and the power supply and load should comply with the requirements.
- ❾ The product cannot protect people from electric shock or against power imbalances.
- ❿ The total number of circuit breaker assembly accessories should not exceed 3.

## 1 Purpose of Use

The AL-X3 alarm contact is mainly used in a line with a rated voltage of up to AC 415 V or up to DC 130 V, and can be assembled with the NXB-125 series circuit breaker as a signal indication of making and breaking for long-distance circuit breakers.

The alarm contact is an accessory product that is assembled on the left side of the circuit breaker.

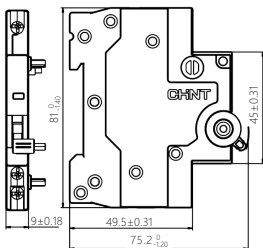
## 2 Key Technical Parameters

**Table 1 Key Technical Parameters**

No.	Technical Parameter	Parameter value
1	Rated working current at different rated voltages	AC: $U_e=415V$ $I_n=3A$ $U_e=240V$ $I_n=6A$
		DC: $U_e=130V$ $I_n=1A$ $U_e=48V$ $I_n=2A$ $U_e=24V$ $I_n=6A$
2	Rated insulation voltage	500V
3	Enclosure protection level	IP20
4	Use type	AC-12, DC-12

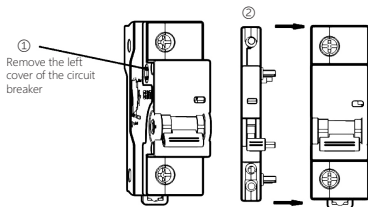
### 3 Installation

#### 1. Outline and installation dimensions



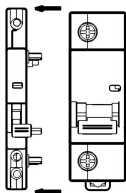
Unit:mm

#### 2. Assembly



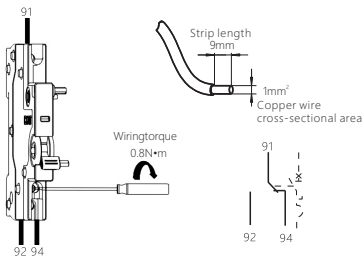
### 3. Disassembly

---



### 4. Wiring: copper wires only

---



## 4 Maintenance

The alarm contact and the associated circuit breaker should be checked regularly during operation;

After the associated circuit breaker cuts off the overload or short-circuit current, the fault should be eliminated before closing.

**Table 2 Analysis and Troubleshooting of Common Faults**

Symptoms	Cause analysis	Troubleshooting method
The handle cannot close the circuit breaker	The operating mechanism fails	Replace the product
	Whether the assembling with the matched circuit breaker is complete	Reassemble
	The rated current of the matched circuit breaker does not match the load current	Change the product specification of the circuit breaker
No power supply	Too short wire stripping	Re-strip
	The wiring screws do not compress the wires tightly, or are loose.	Tighten the wiring screws

## 5 Environmental Protection

In order to protect the environment, the product or product parts should be disposed of according to the industrial waste treatment process, or be sent to the recycling station for assortment, dismantling and recycling.

---

The image shows a rectangular label with a blue header and a light blue body. The header contains the CHINT logo in white. The body contains the text 'QC PASS' in large blue letters, followed by 'AL-X3 Alarm Contact IEC 60947-5-1' in black. Below this is a red rounded rectangle containing the text 'Check 12'. At the bottom, there is a horizontal line, followed by the text 'Test date: Please see The packing' and another horizontal line, and finally 'ZHEJIANG CHINT ELECTRICS CO.,LTD.' in bold black letters.

**CHINT**

**QC PASS**

AL-X3  
Alarm Contact  
IEC 60947-5-1

Check 12

---

Test date: Please see The packing

---

**ZHEJIANG CHINT ELECTRICS CO.,LTD.**

---

**CHNT**

CHINT ELECTRICS

AL-X3

Alarm Contact

User Instruction



**[www.npower.com.vn](http://www.npower.com.vn)**

Powered by **NAVITECH** | [www.navitech.co](http://www.navitech.co)

**Zhejiang Chint Electrics Co., Ltd.**

Add: No.1, CHINT Road, CHINT Industrial Zone, North Baixiang,  
Yueqing, Zhejiang 325603, P.R.China

E-mail: [global-sales@chint.com](mailto:global-sales@chint.com)

Website: <http://en.chint.com>

