



AX-X3
Auxiliary Contact

User Instruction



www.npower.com.vn

Powered by **NAVITECH** | www.navitech.co

Safety Warning

- ① This product is strictly prohibited from being installed in an environment where there are flammable or explosive gases or moisture or condensation. It is strictly prohibited to operate the product with wet hands.
- ② It is strictly prohibited to touch the conductive parts of the product when it is in operation.
- ③ Be sure to de-energize the line when installing and repairing the product.
- ④ The product must be wired and installed by qualified personnel and be checked regularly.
- ⑤ It is strictly prohibited for children to play with the product or packaging materials.
- ⑥ Prevent foreign objects from falling into the products.
- ⑦ Do not install the product in places where gaseous media can corrode metals and damage insulation.
- ⑧ When the product is installed and used, the wiring screws should be tightened, the wires should be not easy to loosen or pull out and should be selected in strict accordance with the requirements, and the power supply and load should comply with the requirements.
- ⑨ The product cannot protect people from electric shock or against power imbalances.
- ⑩ The total number of circuit breaker assembly accessories should not exceed 3.

1 Purpose of Use

The AX-X3 auxiliary contact is mainly used in a line with a rated voltage of up to AC 415V or up to DC 130V, and can be assembled with the NXB-125 series circuit breaker as a signal indication for making and breaking of long-distance circuit breakers.

The auxiliary contact is an accessory product that is assembled on the left side of the circuit breaker for use.

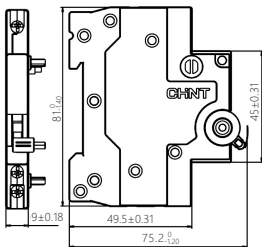
2 Key Technical Parameters

Table 1 Key Technical Parameters

No.	Technical Parameter	Parameter value
1	Rated working current at different rated voltages	AC: Ue=415V In=3A Ue=240V In=6A
		DC: Ue=130V In=1A Ue=48V In=2A Ue=24V In=6A
2	Rated insulation voltage	500V
3	Enclosure protection level	IP20
4	Use type	AC-12, DC-12

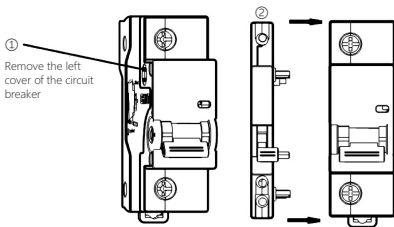
3 Installation

1. Outline and installation dimensions

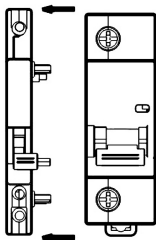


Unit:mm

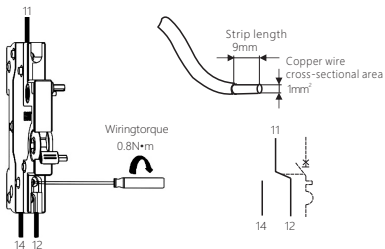
2. Assembly



3. Disassembly



4. Wiring: copper wires only



4 Maintenance

The auxiliary contact and the associated circuit breaker should be checked regularly during operation;

After the associated circuit breaker cuts off the overload or short-circuit current, the fault should be eliminated before closing.

Table 2 Analysis and Troubleshooting of Common Faults

Symptoms	Cause analysis	Troubleshooting method
The handle cannot close the circuit breaker	The operating mechanism fails	Replace the product
	Whether the assembling with the matched circuit breaker is complete	Reassemble
	The rated current of the matched circuit breaker does not match the load current	Change the product specification of the circuit breaker
No power supply	Too short wire stripping	Re-strip
	The wiring screws do not compress the wires tightly, or are loose.	Tighten the wiring screws

5 Environmental Protection

In order to protect the environment, the product or product parts should be disposed of according to the industrial waste treatment process, or be sent to the recycling station for assortment, dismantling and recycling.

The image shows a rectangular label with a blue header and a light blue body. The header contains the 'CHINT' logo in white. The body contains the text 'QC PASS' in large blue letters, followed by 'AX-X3 Auxiliary Contact IEC 60947-5-1' in black. A red rounded rectangle with the text 'Check 12' is positioned below the product information. At the bottom of the label, there is a line of text 'Test date: Please see The packing' and another line 'ZHEJIANG CHINT ELECTRICS CO.,LTD.'.

CHINT

QC PASS

AX-X3
Auxiliary Contact
IEC 60947-5-1

Check 12

Test date: Please see The packing

ZHEJIANG CHINT ELECTRICS CO.,LTD.

CHINT

CHINT ELECTRICS

AX-X3

Auxiliary Contact

User Instruction



www.npower.com.vn

Powered by **NAVITECH** | www.navitech.co

Zhejiang Chint Electric Co., Ltd.

Add: No.1, CHINT Road, CHINT Industrial Zone, North Baixiang,
Yueqing, Zhejiang 325603, P.R.China

E-mail: global-sales@chint.com

Website: <http://en.chint.com>

