

# Micrometer

MeasurLink<sup>®</sup> ENABLED  
Data Management Software by Mitutoyo

U-WAVE<sup>fit</sup>



Dust- and  
Water-  
Protected  
www.tuv.com  
ID 0000640191

## Spline Micrometers SERIES 331

- The anvil and spindle have a small diameter for measuring splined shafts, slots and keyways.
- Measuring faces: Carbide tipped
- Equipped with Ratchet Stop for constant measuring force.
- IP65 water/dust protection.



331-251-30

### SPECIFICATIONS

Metric						
Code No.	Range (mm)	Resolution (mm)	Maximum permissible error $J_{MPE}$ ( $\mu$ m)	Flatness ( $\mu$ m)	Parallelism ( $\mu$ m)	Measuring face
Digimatic						
331-251-30	0 - 25	0.001	$\pm 2$	0.3	2	Type A
331-252-30	25 - 50					
331-253-30	50 - 75					
331-254-30*	75 - 100		$\pm 3$			
331-261-30	0 - 25		$\pm 2$		2	Type B
331-262-30	25 - 50					
331-263-30	50 - 75					
331-264-30*	75 - 100	$\pm 3$				

Inch / Metric						
Code No.	Range (in)	Resolution	Maximum permissible error $J_{MPE}$ (in)	Flatness (in)	Parallelism (in)	Measuring face
Digimatic						
331-351-30	0 - 1	0.00005 in/ 0.001 mm	$\pm 0.0001$	0.000012	0.00008	Type A
331-352-30	1 - 2					
331-353-30	2 - 3					
331-354-30	3 - 4		$\pm 0.00015$			
331-361-30	0 - 1		$\pm 0.0001$		0.00008	Type B
331-362-30	1 - 2					
331-363-30	2 - 3					
331-364-30	3 - 4	$\pm 0.00015$				

- Power source: SR44 battery (1 pc.), **938882** included as standard (for operational checks)
- Battery life: Approx. 2.4 years under normal use
- Position detection method: Electromagnetic rotary sensor
- Standard accessories: Setting standard, 1 pc. (except for measuring range 0 to 25 mm (0 to 1 in) models), Spanner (**301336**), 1 pc.
- \* Made to order.

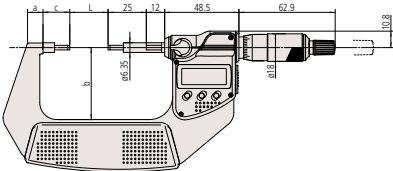
Note: For functional details, refer to page 02-7.

Optional connection cable is available only for water-proof type (Digimatic model).

### DIMENSIONS

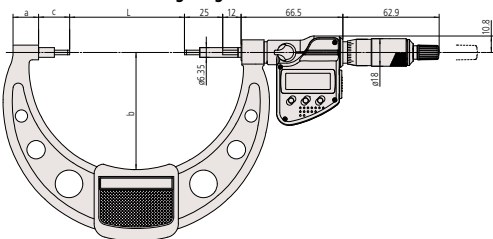
#### Digimatic models

Models up to 75 mm measuring range



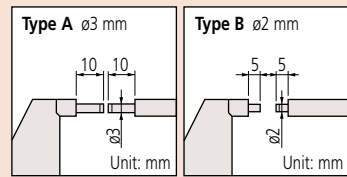
#### Digimatic models

Models over 75 mm measuring range



Code No.	L	a	b	c
331-251-30	0	7.3	32.5	17.5
331-261-30	25	10.1	47	
331-252-30	50	11.5	60	20.3
331-253-30	75	16.7	76	

### Measurement example



### Optional Accessories

Code No.	Type	Description
264-020	—	USB Input Tool Series USB Keyboard Signal Conversion Type <b>IT-020U</b>
05CZA662	B	Connection cable (1 m)
05CZA663	B	Connection cable (2 m)
06AFM380B	B	USB Input Tool Direct (2 m)
02AZD730G	IP67	<b>U-WAVE-T</b>
02AZD880G	Buzzer	<b>U-WAVE-T</b>
02AZE200	—	<b>U-WAVE-T</b> mounting bracket
02AZD790B	B	Connection cable for <b>U-WAVE-T</b> (160 mm)
02AZE140B	B	Connection cable for <b>U-WAVE-T</b> For foot switch
264-622	IP67	<b>U-WAVE-TM</b>
264-623	Buzzer	<b>U-WAVE-TM</b>
264-626	IP67	<b>U-WAVE-TMB</b>
264-627	Buzzer	<b>U-WAVE-TMB</b>
02AZF310	IP67	Connecting unit for <b>U-WAVE-TM/TMB</b>

**NPOWER**  
Powered by  
NaviTech

Tài liệu được tổng hợp bởi đội ngũ kỹ thuật của **NPOWER**  
Bản quyền nội dung thuộc về **Mitutoyo**

Powered by **NAVITECH** | www.navitech.co

www.npower.com.vn