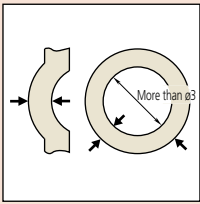


ABSOLUTE™

Applicable models: series 573



Measurement example



Optional Accessories (for series 573)

Code No.	Type	Description
264-020	—	USB Input Tool Series USB Keyboard Signal Conversion Type IT-020U
05CZA624	A	Connection cable for IT/DP/MUX (1 m)
05CZA625	A	Connection cable for IT/DP/MUX (2 m)
06AFM380A	A	USB Input Tool Direct (2 m)
02AZD730G	IP67	U-WAVE-T
02AZD880G	Buzzer	U-WAVE-T
02AZE200	—	U-WAVE-T mounting bracket
02AZD790A	A	Connection cable for U-WAVE-T (160 mm)
02AZE140A	A	Connection cable for U-WAVE-T For foot switch
264-620	IP67	U-WAVE-TC
264-621	Buzzer	U-WAVE-TC
264-624	IP67	U-WAVE-TCB
264-625	Buzzer	U-WAVE-TCB
02AZF310	IP67	Connecting unit for U-WAVE-TC/TCB



Tài liệu được tổng hợp bởi đội ngũ kỹ thuật của **NPOWER**
Bản quyền nội dung thuộc về **Mitutoyo**

Powered by **NAVITECH** | www.navitech.com
www.npower.com.vn

Tube Thickness Caliper
SERIES 573, 536 — ABSOLUTE Digimatic and Vernier Types

- The beam-mounted jaw is a round bar that facilitates measurements of tube wall thickness.
- Data output function allows integration into statistical process control and measurement systems. (Refer to page 09-3.)



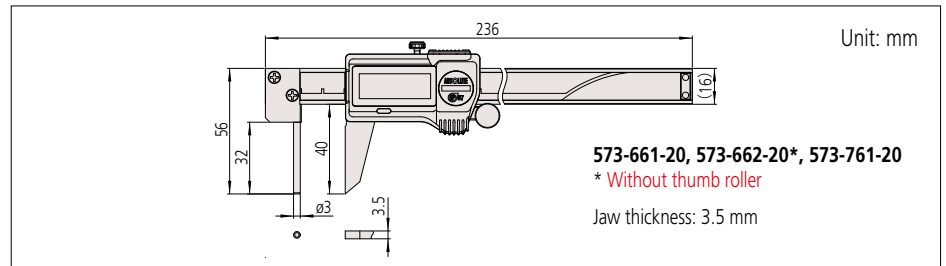
573-661-20

SPECIFICATIONS


Metric					Inch / Metric				
Digimatic model					Digimatic model				
Code No.	Range (mm)	Resolution (mm)	Maximum permissible error (mm)*2		Code No.	Range	Resolution	Maximum permissible error*2	
			EMPE	SMPE				EMPE	SMPE
573-661-20	0 - 150	0.01	±0.05	/	573-761-20	0 - 6 in/ 0 - 150 mm	0.0005 in/ 0.01 mm	±0.002 in/ ±0.05 mm	/
573-662-20*1	0 - 150								

- Dust/Water protection level: IP67 (IEC 60529)*3
- Power source: SR44 battery (1 pc.), **938882** included as standard (for operational checks)
- Battery life: Approx. 5 years under normal use
- Position detection method: ABSOLUTE electromagnetic induction linear encoder
- Response speed: Unlimited
- *1 Without thumb roller
- *2 The Partial Surface Contact Error (EMPE) and Shift Error (SMPE) are terms defined by ISO 13385-1:2019.
- *3 Rustproofing shall be applied after use if caliper was in contact with coolant.

DIMENSIONS



573-661-20, 573-662-20*, 573-761-20
* Without thumb roller
Jaw thickness: 3.5 mm



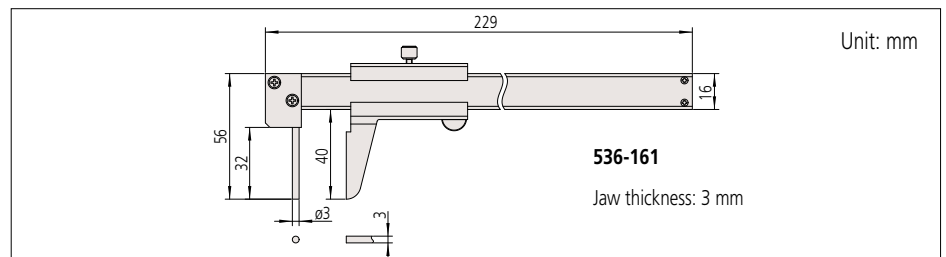
536-161

SPECIFICATIONS

Metric				
Analog model				
Code No.	Range (mm)	Graduation (mm)	Maximum permissible error (mm)*	
			EMPE	SMPE
536-161	0 - 150	0.05	±0.05	/

* The Partial Surface Contact Error (EMPE) and Shift Error (SMPE) are terms defined by ISO 13385-1:2019.

DIMENSIONS



536-161
Jaw thickness: 3 mm